

RAMJAS INTERNATIONAL SCHOOL, R. K. PURAM, SECTOR – IV, N.D. 22

**SUMMER HOLIDAY HOMEWORK
CLASS – 6 (2025-26)**

Dear Parent

We wish you and your child a very happy summer holiday. It's time to enjoy and create a bond with family, friends and relatives. To utilize this time in the most constructive way we have prepared Holiday Homework for the students on the principle of 'learning by doing' for their holistic development.

In line with our Green Policy, we encourage all students to prepare their Holiday Homework (HHW) using only biodegradable and eco-friendly materials. Say no to plastic files, folders, and thermocol—HHW in such materials will not be accepted. To promote creativity and environmental responsibility, extra credits will be awarded for innovative use of sustainable resources. Let's join hands to protect our planet while making learning fun and meaningful!

CLASS – 6 (2025-26)
ENGLISH

Summer break is a perfect time to relax, recharge, and dive into the world of books. With long, sunny days and a break from school routines, it's the ideal season to discover new stories and expand your imagination.

Read stories 1 to 12 from the novel 'The Wizard of Oz' by L. Frank Baum and on the basis of your reading, do the following-

- **Task 1: Creative Bookmark Design**

Use your imagination and artistic skills to design a vibrant and eye-catching bookmark for the book **'The Wizard of Oz'**.

Instructions:

- **Bookmark Design:**
 - Design a creative bookmark inspired by the book.
 - Incorporate symbols, characters, or quotes from the story.
 - Make sure it is practical (sized appropriately) and visually appealing.
 - Feel free to add decorative elements like tassels or stickers.

Presentation Guidelines:

- Work on A4-sized sheets for clarity.
- Ensure your design is neat, colourful, and well-structured.
- Be original! Avoid copying existing covers—make it truly unique.

Let your imagination flow and create something that reflects your love for storytelling and design.

- **Task 2: Creative Puzzle Activity**

Design a crossword or word search using key terms from *The Wizard of Oz*. These can include important characters, places, and themes such as Kansas, Emerald, Lion, Witch, Courage, Heart, and more.

- **Instructions:**
 - Choose at least 10–15 words related to the story.
 - Create a grid that fits all chosen words appropriately (ensure words are interconnected for a crossword or well-spaced for a word search).
 - Provide a word bank or clues, depending on the puzzle type.
 - Neatly present your puzzle on A4 sheets, ensuring it is clear and legible.
 - Try solving your puzzle before submission to ensure accuracy.

- **Task 3: Book vs. Movie Comparison**

Watch any adaptation of *The Wizard of Oz* and write a well-structured 100-word comparison between the book and the movie.

Guiding Points:

- Identify major differences in the storyline, characters, or themes.
- Discuss which adaptation you prefer and why.
- Highlight elements from the book that were modified or omitted in the movie.
- Explain what you found more engaging in either version.
- Express your personal opinion in a clear, concise manner.

Express your imagination and love for storytelling through this creative project. Have fun!

हिंदी ग्रीष्मावकाश गृहकार्य (२०२५-२६) कक्षा- छठी

१) सिक्किम से संबंधित कार्य (Art Integration)

पाठ्य पुस्तक में दिए गए पाठों 'पेड़ों को मत काटो' और 'गंगा मैली न होने पाए' से आपने पर्यावरण के महत्व को समझा, 'अनूठा गुजरात' पाठ आपको भारत के एक अनूठे राज्य के दर्शन कराता है। इसी सिलसिले को आगे बढ़ाइए और भारत के एक और अनूठे राज्य सिक्किम के बारे में जानिए। अपनी दिल्ली और सिक्किम के पर्यावरण का तुलनात्मक अध्ययन कीजिए और दिए गए बिंदुओं से संबंधित तथ्यों का पता लगाइए फिर उसे रोचक चित्रों के साथ प्रस्तुत कीजिए।

दिल्ली

सिक्किम

- | | | |
|---------------------------------------|-------|-------|
| • वायु की गुणवत्ता | ----- | ----- |
| • पानी की उपलब्धता | ----- | ----- |
| • पानी की गुणवत्ता | ----- | ----- |
| • वानस्पतिक (पेड़-पौधों वाला) क्षेत्र | ----- | ----- |
| • खेती की भूमि | ----- | ----- |

अब इस चार्ट को देखकर पता लगाइए कि किस राज्य में पर्यावरण को अधिक खतरा है और लगभग 80 शब्दों में अपने विचार और सुझाव लिखिए। (A4 शीट में)

२) प्रभात बेला में प्रकृति और मनुष्य चेतनायुक्त हो जाते हैं, नई आशा और स्फूर्ति का संचार हो जाता है, वातावरण सुखमय प्रतीत होता है। अपनी रचनात्मकता का प्रयोग करते हुए प्रकृति की इसी सूर्योदयकालीन सुंदरता का वर्णन अनुच्छेद रूप में कीजिए।
सुंदर रंगीन चित्र भी बनाएँ। (A4 शीट में)

३) आप अपने माता पिता के साथ फल और सब्जी बाज़ार अवश्य गए होंगे। वहाँ आपने रौनक, आनंद, भीड़, शोर, तनाव, दुकानदार और ग्राहक की झिंक-झिंक और साथ ही कुछ मजेदार किस्सों का भी अनुभव प्राप्त किया होगा। अपने उन्हीं खट्टे-मीठे अनुभवों का वर्णन एक सुंदर चित्र के साथ कीजिए। (A4 शीट में)

४) अपनी पाठ्यपुस्तकों की कहानियों को पढ़िए और उनसे प्रेरित होकर पशु-प्रेम पर आधारित एक कहानी स्वयं लिखिए। (A4 शीट में)

५) पिटारा की कोई एक कहानी अपने शब्दों में सुनाना है लेकिन आप उसके पात्रों, घटनाओं और कहानी के अंत में अपनी इच्छानुसार परिवर्तन कर सकते हैं।

६) रामायण सार में बाल कांड, अयोध्या कांड और अरण्य कांड पढ़िए।

७) पाठ्यपुस्तक सुनहरी धूप के पाठों को पढ़िए।

८) संबोध व्याकरण में पाठ-५ शब्द मंजूषा में से अर्थ के आधार पर दिए गए शब्द भेद याद कीजिए -

- पर्यायवाची शब्द (पृष्ठ 38-39 से i, ii एवं iii)
- विलोम शब्द (पृष्ठ 42)
- अनेकार्थी शब्द (1 से 12)
- अनेक शब्दों के लिए एक शब्द (1 से 24)
- श्रुतिसमभिन्नार्थक शब्द (1 से 15)

९) पाठ 21 मुहावरे (पृष्ठ 161) याद कीजिए।

कक्षा-षष्ठम्
विषय-संस्कृत

पठित पाठों को अनुवाद सहित याद करें।

दिव्यम भाग -1

- *शब्द- परिचय:(संज्ञा)
- शब्दरूपों को अपनी ग्रीष्मावकाश गृहकार्य कॉपी में लिखकर स्मरण करें।
- *शब्द रूप-देव,लता,फल (केवल प्रथमा विभक्ति)याद करें-
- *सर्वनाम शब्द रूप-तत्, किम्, एतत्, इदम् शब्द रूप तीनों लिंगों में याद करें। (प्रथमा एवं द्वितीया विभक्ति में) याद करें
- *अस्मद्, युष्मद्(प्रथमा एवं द्वितीया) याद करें-
- *धातु रूप-अस्, कृ, भू, पठ् लट् लकार ,वर्तमानकाल में याद करें-

*संख्या-1से20 तक तीनों लिंगों में

एक से चार तक की संख्या के तीनों लिंगों के A4 शीट पर चित्र बनाकर रंग भरकर संस्कृत में संख्या लिखिए-

*समय- घड़ी का (Modal) माडल बनाना है -

वादनम्, सपाद,सार्ध,पादोन समय कक्षा में प्रत्येक छात्र से पूछा जाएगा -

- विशेष - सभी कार्य को कॉपी में अवश्य लिखें।

* प्रोजेक्ट कार्य-

निम्न सभी फलों के A4 शीट पर अलग-अलग बड़ा चित्र बनाकर और रंग भर कर हिंदी और संस्कृत एवं सिविकम में बोली जाने वाली भाषा में नाम लिखिए। इस कार्य के पांच में से अंक दिए जाएंगे।

शीट के पिछले हिस्से में ही एक कोने में आप अपना नाम और कक्षा अवश्य लिखें।

आम्रम्- आम

द्राक्षा- अंगूर

कदलीफलम्- केला

सेवफलम् - सेब

नारंगम्- संतरा

दाडिमम्- अनार

नारिकेलम्- नारियल

आम्रलम्- अमरूद

जम्बूफलम्- जामुन

बदरीफलम्- बेर

लीचिका- लीची

खर्जूरम्- खजूर

फलों का मानवीकरण करते हुए कक्षा में बच्चों से वाक्य वाचन कर अभिनय कराया जाएगा।

इसके अंक अलग से दिए जाएंगे।

20 जून 2025 तक योगासन करते हुए वीडियो बनाकर प्रदत्त मेल में प्रेषित अवश्य करें।

kulprasad1988@gmail.com

SUMMER VACATIONS HOMEWORK (MATHS) CLASS 6 2025-26

1) Junior Thinkers: Chapters 3 and 4

2) Complete all questions from the assignments of the following chapters:

Chapter 1: Patterns in Mathematics

Chapter 2: Play with numbers

The work should be done in the Assignment Sheets (Ruled A4 Size) and should be submitted in a folder.

INTER DISCIPLINARY ART INTEGRATION ACTIVITY WITH PARTNER STATE:

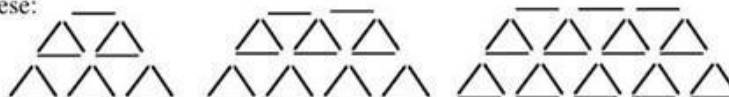
The whole Class will be divided into 5 homogenous groups of about 8 students each. Each group must create a scrap book using Mandala Art.

Maths- Compare key statistics including population, temperature, and area between Sikkim and Delhi.

Collect the data relating to the population, temperature and area of Delhi VS Sikkim and compare them. Paste their pictures and represent the data in tabular form.

MATHS HOLIDAYS HOMEWORK WORKSHEET


1).a). With matches make these:




- b). Draw the shapes in your book.
- c). Under each diagram, write how many matches in the bottom row and how many altogether.
- d). Make the next two shapes in the pattern and draw them in your book.
- e). Under each of these diagrams, write how many matches in the bottom row and how many used in total.
- f). Copy the table and put your information in.

Number of matches in bottom row, B	3	4	5	6	7
Total number of matches, T	16	23			

- g). Write down any patterns you see.
- h). If you had 12 matches in the bottom row, how many matches would you have altogether ? (Make it to see if you're right).



2).a). With counters make these :-

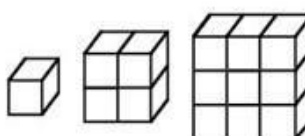


- b). Draw the shapes in your book.
- c). Under each diagram, write the number of counters in the bottom row and how many counters in total.
- d). Make the next two shapes in the pattern and draw them in your book.
- e). Under each of these diagrams, write the same information as before.
- f). Copy the table and put your information in.

Number of counters along the bottom, B	1	2	3	4	5
Number of counters used altogether, T	1	3			

- g). Write down any patterns you see.
- h). If you had 10 counters along the bottom, how many counters would you have altogether ? (Make it to see if you're right).

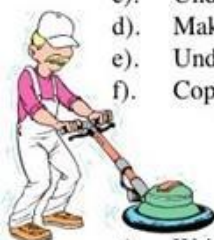
3).a). With centicubes make these :-



- b). Draw the shapes in your book.
- c). Under each diagram, write how many cubes in each side and how many cubes altogether.
- d). Make the next two shapes in the pattern and draw them in your book.
- e). Under each of these diagrams, write the same information as before.
- f). Copy the table and put your information in.

Length of one side, L	1	2	3	4	5
Total number of cubes, T	1	4			

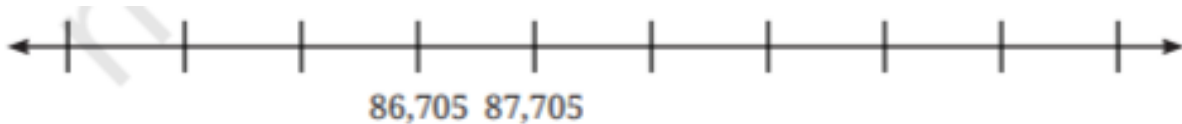
- g). Write down any patterns you see.
- h). If you had a shape 10 cubes long, how many cubes would you have altogether ? (Make it to see if you're right).



4. a). A cell is called _____ if the number in it is larger than its adjacent cells.
- b). Numbers that read the same from left to right and from right to left are called _____.
- c). The number ' _____ ' is called the 'Kaprekar constant'.

5. Write one use of such cells in question 4 a).

6. Label the remaining positions and put a circle around the smallest number and a box around the largest number in the sequence above.



7. Write three numbers (with different digits) whose digit sum is 16.

8. The time now is 10:01. How many minutes until the clock shows the next palindromic time? What about the one after that?

9. Mayank is in Grade 6 and says she has spent around 30,000 to 50,000 hours sleeping till date. Do you agree with him? Why or why not?

DEAR STUDENTS

Here comes your summer holidays, a great time to explore new ways of learning.

Few tasks are given for you which you are supposed to complete in your vacation.

ACTIVITY- 1

LEAF SCRAPBOOK

(Hand made folder/scrapbook)

- (a) Prepare a leaf scrapbook by collecting any 5 to 10 different type of leaves.
- (b) Press the leaf by keeping them for few days between sheets of newspaper or between pages of a heavy book to dry and flatten them.
- (c) After completely drying, mount each leaf on each page of scrapbook with glue or tape.
- (d) Label each leaf by providing following informations
 - common name and scientific name of plant to which leaf belongs
 - type of leaf venation
 - type of root of the plant to which leaf belongs

ACTIVITY-2

ART INTEGRATION

ACTIVITY

Comparative study of Flora & Fauna of **SIKKIM** with **DELHI**

Design a colourful tourism brochure of Sikkim including following topics

- pictures& names of Sikkim s unique flora(e.g Rhododendron) and fauna.
- Compare with Delhi s flora& fauna
- Mention clean air/AQI, biodiversity and peaceful environment of Sikkim

ACTIVITY-3

Design a simple game on scientific concept based on any topic of your interest

Include the following

- Game name and rules
- Materials used(recycled or waste materials from home)
- Scientific explanation of the topic of the game
- Good presentation

Note: Creativity and neatness are encouraged

Submit all tasks with your name, class and roll number clearly written

Task 1: Greek Traveler's Postcard: A Delhi–Sikkim Cultural Journey — An Art-Integrated Activity

Imagine you are a Greek traveler like Megasthenes visiting India particularly Delhi & Sikkim
Write a postcard to a friend in Greece, describing the topic assigned to you as per your roll number.

.Roll nos 1 to 10-Climate of Delhi & Sikkim

Roll nos 11 to 20- Culture of Delhi and Sikkim, including their cuisines, traditional attire, festivals, and more.

Roll nos 21 to 30- Physical Features of Delhi & Sikkim

Roll nos 31 to 40 – Tourist Attractions of Delhi & Sikkim

Activity Steps:

1. **Write your Postcard:**
Write around **100 words** describing your experience in India.
2. On the other side of the postcard, **draw a picture** of one of the scenes you described. This could include the streets, temples, rivers, or royal palaces of ancient India.
3. Try using **old-style lettering** or a **vintage postcard design** for your artwork.

Task 2: Mawlynnong – Asia's Cleanest Village

A. Write 5–6 lines on what makes Mawlynnong (Meghalaya) special. (Mawlynnong was declared the cleanest village in Asia in 2003.)

B. What values does it promote in terms of: Cleanliness, Eco-friendliness, women's active role in society. **Present this as a creative catalogue using visuals like drawings or pictures.**

Task 3. Ashoka's Inscriptions and Moral Teachings

What were some of the moral principles taught by Ashoka in his inscriptions?

Choose any two and explain them in your own words. Also, mention why he used rocks and pillars instead of books or scrolls.

(Write your answer in about 80–100 words.)

Task 4. UT-1 Revision Reminder

Revise well for your Unit Test 1 exams. Ensure your notebooks

and worksheets are complete, all diagrams and mind maps are

done, and that you submit everything on time. Punctuality and

neatness are important!

SUMMER HOLIDAYS HOMEWORK 2025

CLASS VI

COMPUTERS

1. Create a New Worksheet:

Open MS Excel and create a new worksheet.

2. Header Section:

In cell A1, type "Hyper Market Items" as the title of the worksheet.

3. Data Entry:

- Create the following columns for data entry:
 - Item Code (Column A)
 - Item Name (Column B)
 - Cost (Column C)
 - Number of Items you purchased (Column D)
 - Date of Manufacturing (Column E)

4. Data Entry:

- Make at least 10 entries in each column.

5. Total Expenses Calculation:

- In column F, create a heading Total expenses and calculate your expense for each item.

6. Chart Creation:

- Create a bar chart of the cost of different items.

7. Functions:

- Use the following functions to analyze the data:
 - AVERAGE: Calculate the average cost per item.
 - MAX: Find the item with highest cost you purchased.
 - MIN: Find the item with lowest cost you purchased.

8. Save and Share:

Save your worksheet, upload it on Google drive and share the link (with viewer rights) on the Google form: <https://forms.gle/Ap4XdpsVcjlw99rmk9>

ART HOLIDAY HOMEWORK

CLASS VI

FROM ARTBOOK:

1. Pg 46- IMPRESSION OF LEAVES AND FLOWERS, FALEN ON GROUND. DO 2 WORKS ON A4 SIZE SHEET FOUND FROM YOUR SURROUNDINGS.
2. Pg 45, 58 and 59- MAKE ANY COMPOSITION USING STENCIL TECHNIQUE, DO SPRAY PAINTING WITH A TOOTHBRUSH ON A4 SHEET.
3. Pg 54,55- DO ANY 1 COLLAGE ON A4 SIZE SHEET. IN COLLAGE PAPER SHOULD BE TEARED.
4. MAKE ONE SPECIMEN OF ANY KIND OF FISH OR AQUATIC ANIMAL IN AIZE A4, USING ANY MATERIAL, LIKE PAPER, POSTER COLOR ETC.

MUSIC

Find and paste pictures of 5 different musical instruments, categorized into 5 different types each.

Categories as specified:

1. String Instruments
2. Percussion Instruments
3. Wind Instruments
4. Brass Instruments
5. Electric Instruments

Instructions:

- Label each instrument clearly with its name and category.
- You may use printed pictures, cut-outs, or hand-drawn images.
- Arrange them neatly in your music notebook.